



EN

Quick Setup Guide

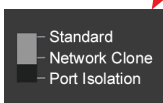

Live-16GTM



Live-16GT



Live-24GT

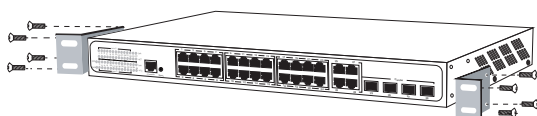


DIP Switch Control




Rack Installation for Live-16GT and Live-24GT:

1. Fix the L-shaped mounting brackets on both sides of the switch with the screws provided in the accessories.

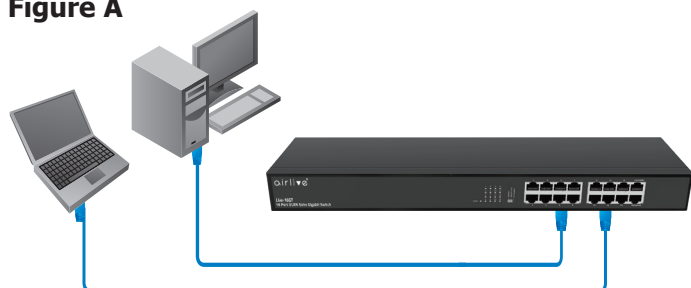


2. The mounting brackets are fixed on the guide groove with screws to ensure that the switch is stable and horizontally installed on the rack.



Installation Steps

Figure A



LED DEFINITIONS

Power	Green ON	Power is on and normal.
	Green OFF	The switch is not receiving power.
Link/Act	Green ON	Link connected.
	Green OFF	Link disconnect

Installation Step:

1. Remove the switch and accessories from the package.
2. Connect power to the switch. Make sure that "Power" LED is on.
3. Check the Port LED indicator status. When a device is connected the port will light up.
4. For more product information visit www.airlive.com.

DIP Switch Control:

1. Standard: Normal mode, all ports can communicate with each other.
2. Port Isolation/VLAN: Port Isolation mode,
In this mode ports 1~14 (16GT/GTM), 1~22 (24GT) cannot communicate with each other and can only communicate with the UP-Link ports 15/16 (16GT/GTM), 23/24 (24GT)
3. Network Clone: The Flow control function of all ports is disabled, which is suitable for some environments that use broadcast or multicast to transmit data.

Declaration of Conformity

We, Manufacturer/Importer

AirLive Technology Corporation
4F, No.132, Lane 235, Baoqian Rd., Xindian Dist.,
New Taipei City 23145, Taiwan

Declare that the product
SOHO Live Series Switch
Live-16GT, Live-16GTM, Live-24GT
is in conformity with

In accordance with 2014/30/EU and 2014/35/EU Directive

Clause

(EMC)

- EN 55032:2015+A11:2020
- EN 55035:2017+A11:2020
- EN 61000-3-3:2013+A2:2021+AC:2022-01
- EN IEC 61000-3-2:2019+A1:2021 (LVD)
- EN IEC 62368-1:2020/A11:2020

Conformity with

In accordance with RoHS Directive 2011/65/EU Annex II amending Annex (EU)2015/863 and amending Annex (EU)2017/2102

- CE marking



Manufacturer/Importer

Name : A van Rossem
Place : Taiwan

Position/ Title : Product Manager
Date : October 2023

www.airlive.com



AirLive Technology Corporation declares that this device is in compliance with the essential requirements and other relevant provisions of directive 2014/30/EU, 2014/35/EU

